

ISO in brief

ISO is the International Organization for Standardization. It is made up of national standards institutes from countries large and small, industrialized and developing, in all regions of the world. ISO develops voluntary technical standards which add value to all types of business operations. They contribute to making the development, manufacturing and supply of products and services more efficient, safer and cleaner. They make trade between countries easier and fairer. ISO standards also serve to safeguard consumers, and users in general, of products and services – as well as to make their lives simpler.

ISO develops only those standards for which there is a market requirement. This work is carried out by experts on loan from the industrial, technical and business sectors which have asked for the standards, and which subsequently put them to use. These experts may be joined by others with relevant knowledge, such as representatives of government agencies, consumer organizations, academia and testing laboratories.

Published under the designation of International Standards, ISO standards represent an international consensus on the state of the art in the technology concerned.

ISO

International Organization for Standardization
1, rue de Varembé
Case postale 56
CH-1211 Genève 20
Tel. + 41 22 749 01 11
Fax + 41 22 733 34 30
E-mail central@iso.ch
Web www.iso.ch

© ISO, 2000-07 / 1 500
ISBN 92-67-10322-9
Printed in Switzerland

All rights reserved. Unless otherwise specified, no part of this publication may be reproduced or utilized in any form or by any means, electronic or mechanical, including photocopying and micro-film, without permission from the publisher.

ISO copyright office: Case Postale 56,
CH-1211 Geneva 20
Tel. + 41 22 749 01 11 – Fax + 41 22 749 09 47
E-mail copyright@iso.ch – Web www.iso.ch

ISO 9000 and ISO 14000 in brief

The vast majority of ISO standards are highly specific to a particular product, material or process. However, both ISO 9000 and ISO 14000 are known as generic management system standards. Generic means that the same standards can be applied to any organization, large or small, whatever its product – independent of whether its “product” is actually a service – in any sector of activity, and whether it is a business enterprise, a public administration, or a government department.

ISO 9000 is primarily concerned with quality management. The definition of “quality” in ISO 9000 refers to all those features of a product or a service which are required by the customer. Quality management means what the organization does to ensure that its products conform to the customer’s requirements.

ISO 14000 is primarily concerned with environmental management. This means what the organization does to eliminate harmful effects on the environment caused by its activities.

ISO 9000 is not a product quality label or guarantee. ISO 14000 is not a “green” label for products. ISO does not assess or audit quality or environmental management systems. When an organization has a management system certified to an ISO 9000 or ISO 14000 standard, this means that an independent auditor has checked that the process influencing quality (ISO 9000), or the process influencing the impact of the organization’s activities on the environment (ISO 14000), conforms to the relevant standard’s requirements.

ISO/TC 176 and ISO/TC 207 are the ISO technical committees responsible for developing and maintaining, respectively, the ISO 9000 and ISO 14000 families of standards.

The ISO Survey of ISO 9000 and ISO 14000 Certificates

Ninth cycle: up to and including 31 December 1999

1 Introduction

ISO does not itself issue certificates of conformity to ISO 9000 or ISO 14000. This is carried out independently of ISO by certification bodies in different countries. Therefore, there is no "official" central database of ISO 9000 and ISO 14000 certificates. However, ISO 9000 and ISO 14000 are two of our best known families of standards and ISO constantly receives requests for information on their implementation worldwide, which is what led ISO to undertake this regular survey as an information service.

2 General remarks

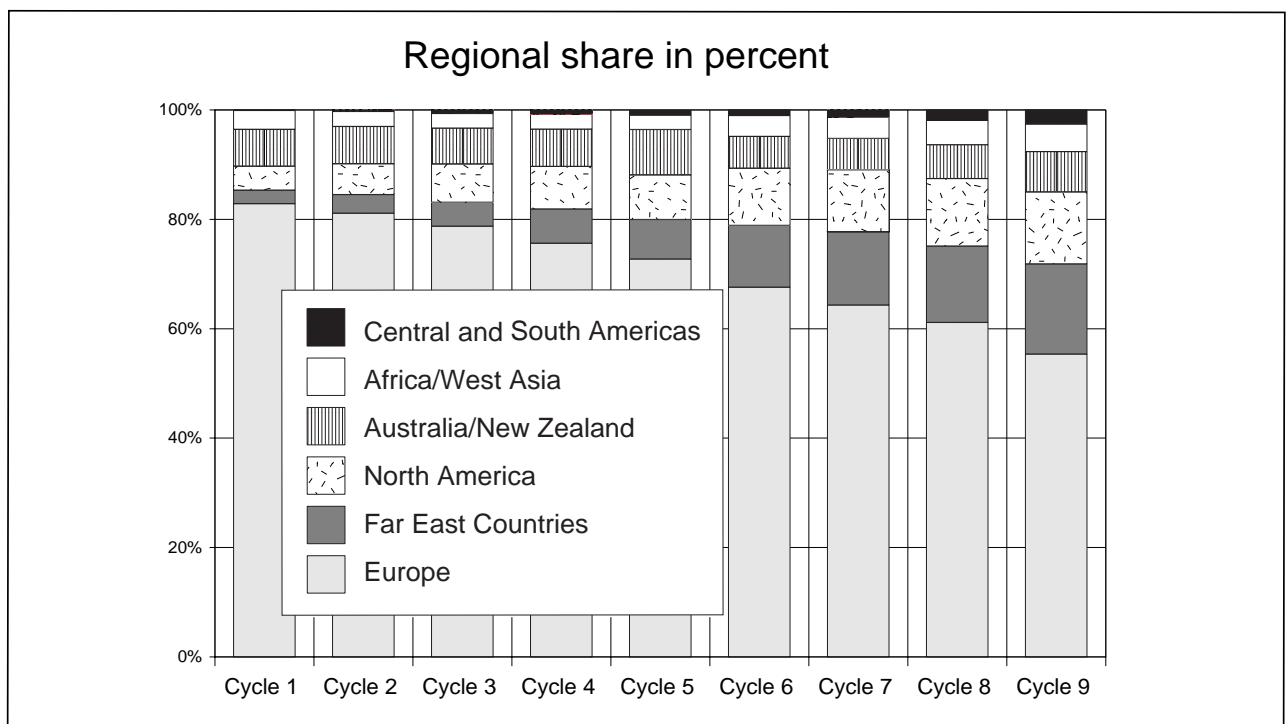
This survey does not claim to be exhaustive and the reader should consider the data reported in this survey with care, keeping in mind the remarks below.

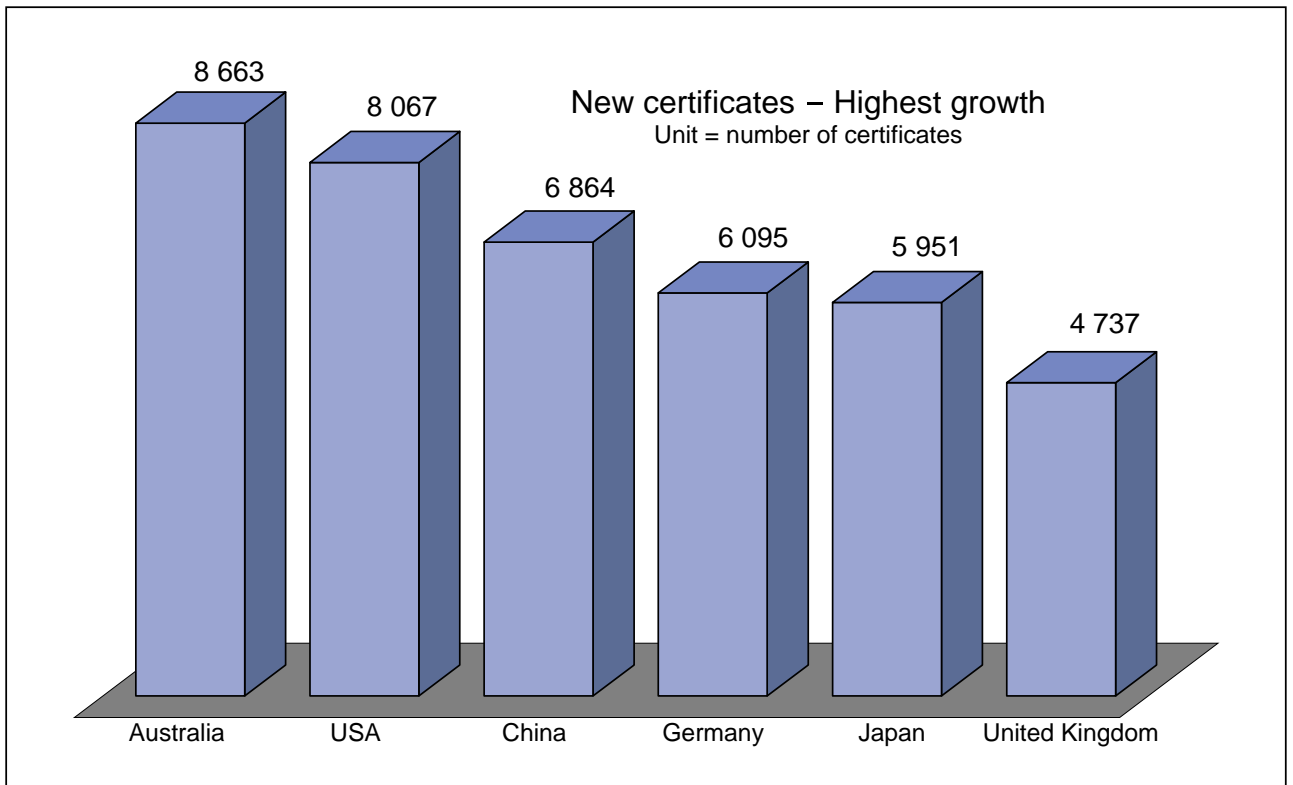
- 2.1 A number of joint assessment arrangements are in operation and these have been taken into account where known, but a small amount of double counting may have occurred. This could be one explanation for showing lower figures in 1999 for a number of countries. The figures shown in this survey are those which have been provided by the certification bodies, and the Central Secretariat is very grateful for all their help in compiling these important figures.
- 2.2 Efforts have been made to maintain consistency between approaches for all nine cycles and, in some cases, estimates have been made. However, it is quite likely that in some cases, undercounting has occurred.
- 2.3 No attempt has been made to distinguish between accredited and non-accredited certificates. Consequently, accredited and non-accredited certificates are added together without distinction. Also, the certificates mentioned **may either cover single site or multiple site certifications**; again, no distinction has been made.
- 2.4 As time progresses, certificates are withdrawn or allowed to lapse. This survey attempts to show valid certificates only, although a table showing the number of withdrawn certificates is included, which provides clarification of the main reasons for withdrawals. An innovation of this ninth cycle is the inclusion of the two categories "Return on investment was insufficient" and "No business advantage".
- 2.5 We introduced worldwide figures by industrial sectors for the first time in the eighth cycle and we have continued to give this information in the present cycle. Due to the fact that the information gathered is becoming too extensive to print, we are currently working on a soft copy, which will show the number of certificates per country by industrial sectors. This soft copy will be available from the Central Secretariat at a later date for a fee.

3 Key findings on ISO 9000

- 3.1** A country-by-country breakdown is shown in Annex A and you will find the key findings highlighted below.
- 3.2** The success of the ISO 9000 family of standards is still growing, and the number of countries where ISO 9000 is being implemented has increased. Up to the end of December 1999, at least 343 643 ISO 9000 certificates had been awarded in **150** countries worldwide. This is an increase of 71 796 ISO 9000 certificates (26,40%) over the end of December 1998, when the total stood at 271 847 for 141 countries.
- 3.3** The country breakdown remains unchanged in this edition, with the exception of the data for Curaçao and Guam, which are merged with the Netherlands and USA respectively. Please note that the figures for these countries have now been merged in the reported previous cycles and the totals have been changed accordingly.
- 3.4** Looking at the different regions of the world, Europe, with 190 248 certificates awarded, is still increasing rapidly with over 23 900 more certificates than last year. Moreover, this is the region showing the highest number of new countries (5) where ISO 9000 certificates were awarded, while the Far East, with over 56 500 certificates awarded in 1999, confirms the growing interest of the region's industries in the ISO 9000 certification process. North America shows an increase of 11 616 new certificates, representing an annual increase of 34,60%.

Regional share expressed in percent	Cut-off date for each cycle								
	Cycle 1 1993-01-31	Cycle 2 1993-09-30	Cycle 3 1994-06-30	Cycle 4 1995-03-31	Cycle 5 1995-12-31	Cycle 6 1996-12-31	Cycle 7 1997-12-31	Cycle 8 1998-12-31	Cycle 9 1999-12-31
Africa/West Asia	3,42	2,73	2,64	2,75	2,65	3,79	3,88	4,47	5,04
Europe	83,02	81,12	78,73	75,61	72,72	67,58	64,34	61,16	55,36
Central and South Americas	0,10	0,30	0,68	0,77	0,96	1,05	1,34	1,92	2,61
North America	4,32	5,61	6,99	7,77	8,15	10,44	11,25	12,34	13,14
Far East countries	2,46	3,40	4,39	6,29	7,26	11,31	13,38	13,95	16,48
Australia/New-Zealand	6,69	6,84	6,58	6,81	8,27	5,83	5,80	6,16	7,36





3.5 With 8 663 and 8 067 new ISO 9000 certificates respectively, Australia and the USA show the highest annual growth. China with over 6 800 new certificates comes in third position and Germany shows 6 095 new certificates, displaying very consistent growth.

3.6 The following appear for the first time:

- | | | |
|-----------------------------------|--------------|----------------------------|
| • Andorra | • Armenia | • Azerbaijan |
| • Dominica | • Georgia | • Kazakhstan |
| • Korea, Democratic People’s Rep. | • Madagascar | • Samoa, Independent State |

3.7 Key certificate milestones

The following countries have passed key certificate milestones for the first time:

1 000	5 000	10 000	15 000	20 000	30 000	60 000
Argentina	Brazil	Canada	China	Australia	Germany	United Kingdom
Greece	India	Japan	France	Italy	United States of America	
Mexico		Korea, Republic of				
Poland						
Portugal						
United Arab Emirates						

3.8 As time passes, certificates are withdrawn for a variety of reasons. At the end of 1999, some 9862 certificates had been withdrawn.

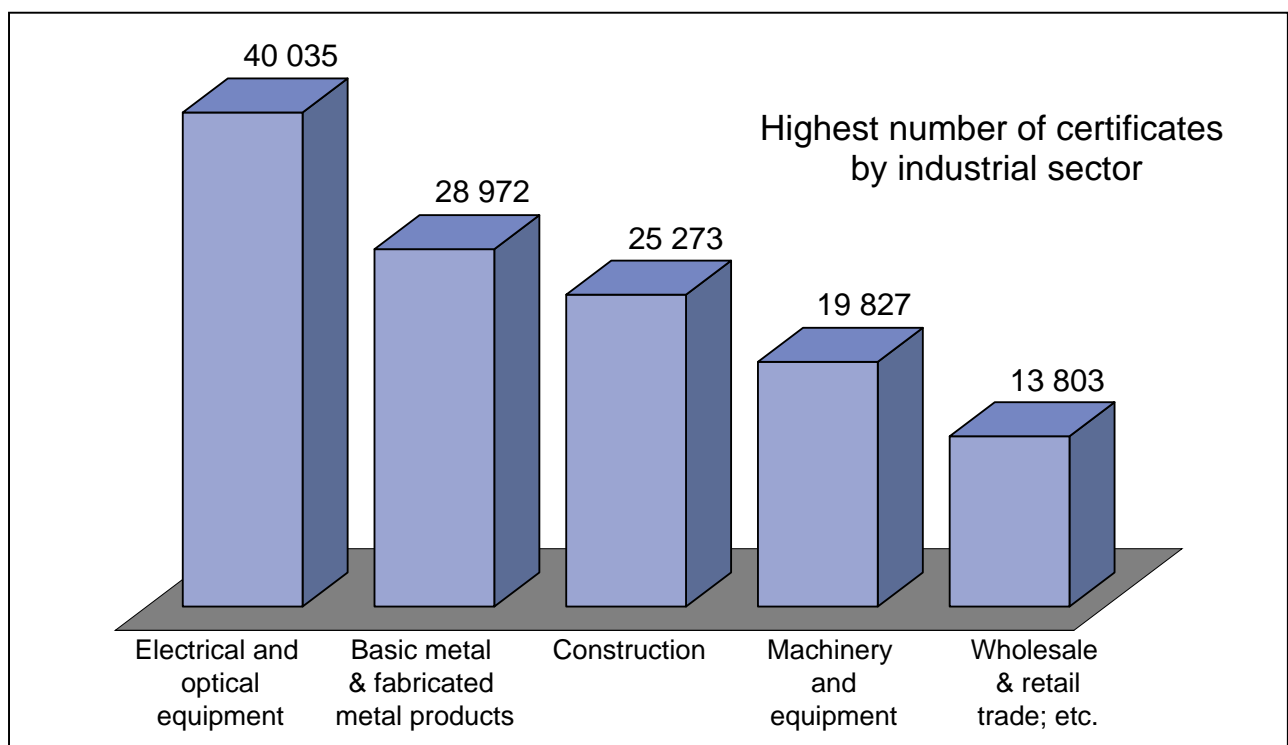
Country	Organization failed re-certification audit	Organization discontinued because:			Organization changed certification body	Organization ceased activities
		Return on investment was insufficient	No business advantage	Other reasons/reason unknown		
Afghanistan			2	5		3
Austria	2		3	54	1	2
Australia		3	70	93	14	84
Argentina				1		
Bahamas				2		
Belgium		3	2	6	33	3
Bhutan					15	
Brazil				87	30	23
Brunei				6		1
Bulgaria				1		
Canada	29	2	21	834	126	41
Chile					1	
China			1	3		1
Hong Kong, China		1		138		
Taipei, Chinese	3	1		3	4	2
Colombia	4			5	2	5
Croatia	1			39	2	1
Cuba					1	
Czech Republic	6			1	1	3
Denmark			1	2		
Dominica						1
Egypt				2		
Finland			2	68		
France		1		896	3	3
Germany	34	16	26	91	37	25
Greece	20			49	1	15
Grenada						1
Hungary	6			21	33	24
India				44	8	11
Indonesia				4		
Iran , Islamic Republic of				1		
Ireland				214	42	100
Israel	14	9	6	9	2	12
Italy				104	1	4
Japan	17	4	5	162	17	45
Korea, Democratic People's Republic of				4		
Korea, Republic of			1	42	30	76
Latvia						1
Lithuania						1
Luxembourg				9		

Country	Organization failed re-certification audit	Organization discontinued because:			Organization changed certification body	Organization ceased activities
		Return on investment was insufficient	No business advantage	Other reasons/reason unknown		
Malaysia			1	1		2
Mexico				86	4	5
Monaco				2		
Morocco				5		
Netherlands	4	68		2	17	11
New Zealand			45	317	5	6
Norway		2	1	1	2	1
Oman				2		
Pakistan				1		
Philippines				9	1	
Poland				19	7	1
Portugal	34	16	18	38	13	44
Puerto Rico						1
Romania	3			3	1	
Russia				22		3
Singapore	2			19	4	3
Slovenia	1			1	2	5
South Africa	9	5	5	744	75	85
Spain	353			367	3	5
Sweden	14	5		53	6	6
Switzerland	12	3		8	7	6
Thailand				6		
Tunisia				1	1	
Ukraine				2		
United Kingdom	63	42	42	195	32	96
United States of America	10	30	9	2218	89	75
Uruguay			1			
Venezuela	2			37	2	41
Vietnam				1		
Yugoslavia				26		
Zimbabwe					1	
TOTAL:	643	211	262	7186	676	884

3.9 ISO 9000 by industrial sectors

We added this item of information for the first time in the eighth cycle and were pleased to note the good response we received. This time around, we were a little disappointed with the data received for the industrial sectors. We hope that by the tenth edition of the survey, most of the certification bodies will be able to supply us with these figures.

EAC Code Nos.	ISO 9000 BY INDUSTRIAL SECTORS	1998	1999	EAC Code Nos.	ISO 9000 BY INDUSTRIAL SECTORS	1998	1999
1	Agriculture, fishing	610	678	21	Aerospace	1052	4131
2	Mining and quarrying	1052	1791	22	Other transport equipment	3040	7656
3	Food products, beverages and tobacco	7347	8746	23	Manufacturing not elsewhere classified	2106	4844
4	Textiles and textile products	2835	3673	24	Recycling	1001	1765
5	Leather and leather products	2313	2093	25	Electricity supply	860	932
6	Wood and wood products	2218	1967	26	Gas supply	390	558
7	Pulp, paper and paper products	1316	3279	27	Water supply	505	799
8	Publishing companies	363	354	28	Construction	19768	25273
9	Printing companies	1998	2939	29	Wholesale & retail trade; repairs of motor vehicles, motorcycles & personal & household goods	16451	13803
10	Manufacture of coke & refined petroleum products	1009	1669	30	Hotels and restaurants	865	1794
11	Nuclear fuel	279	220	31	Transport, storage and communication	11738	11366
12	Chemicals, chemical products & fibres	11803	12615	32	Financial intermediation, real estate, rental	4690	3218
13	Pharmaceuticals	1160	1105	33	Information technology	5826	6706
14	Rubber and plastic products	6277	13575	34	Engineering Services	8064	9201
15	Non-metallic mineral products	2328	3571	35	Other Services	13088	12150
16	Concrete, cement, lime, plaster, etc.	4998	7107	36	Public administration	689	2086
17	Basic metal & fabricated metal products	28885	28972	37	Education	1833	3996
18	Machinery and equipment	20275	19827	38	Health and social work	1250	2871
19	Electrical and optical equipment	36653	40035	39	Other social services	2513	2005
20	Shipbuilding	398	4670				
TOTAL						229 846	274 040

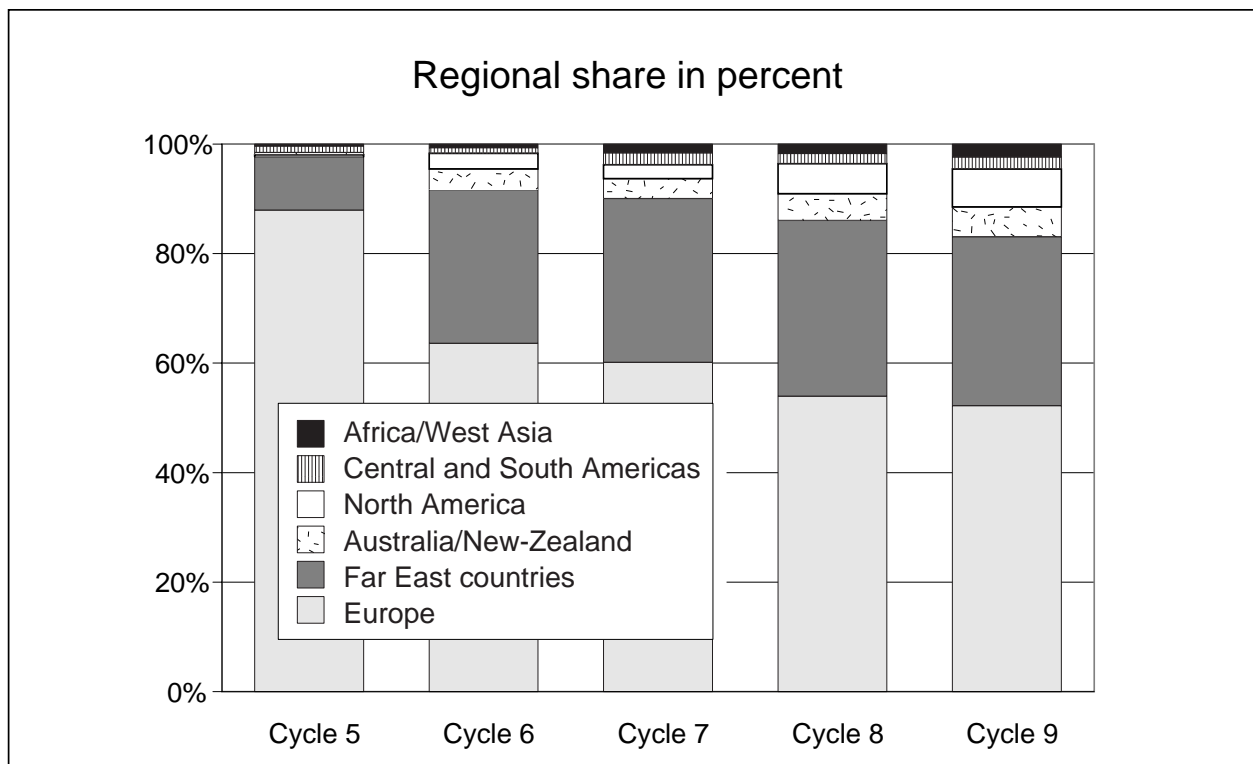


4 Key findings on ISO 14000

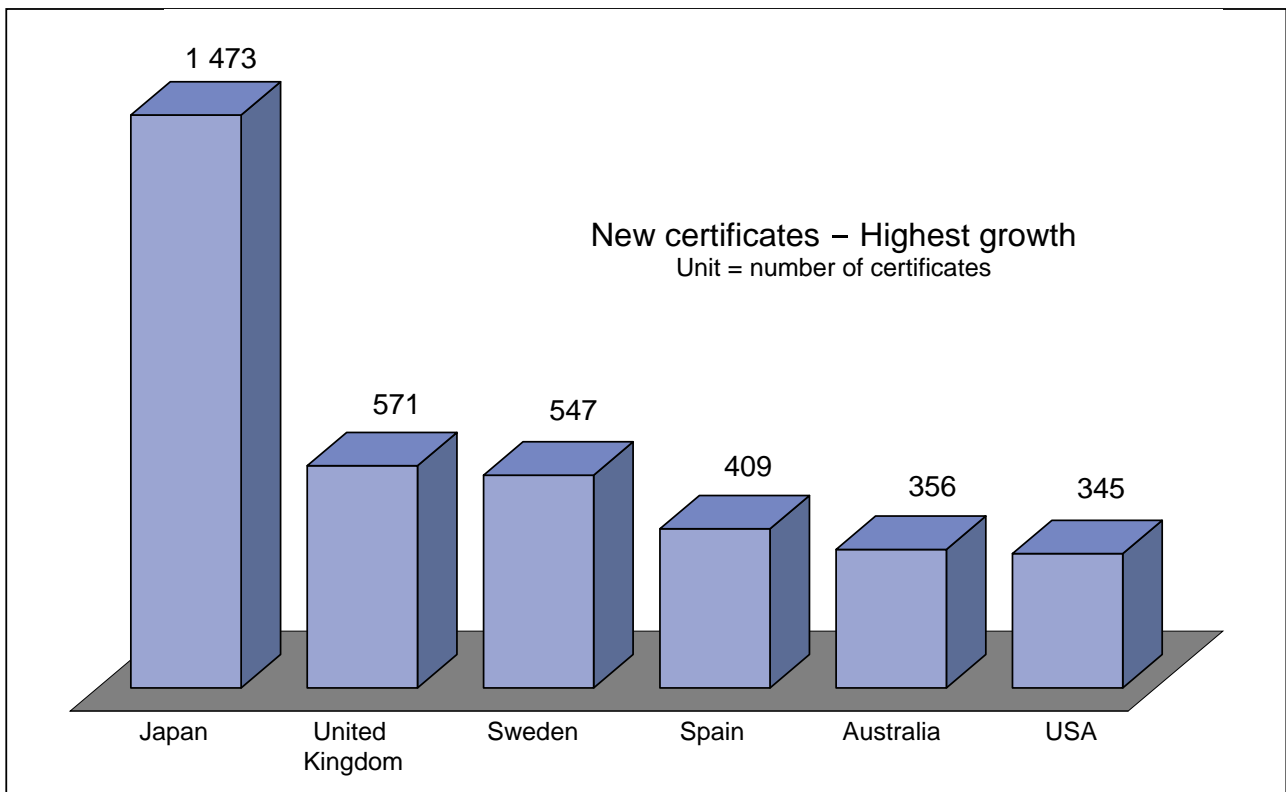
The first of the ISO 14000 family of standards for environmental management were published in September 1996 and are rapidly becoming well known and used, which can be seen in the data received for 1999 shown in Annex B.

- 4.1** The total number of certificates awarded at the end of 1999 was 14 106, compared to 7 887 at the end of December 1998, showing a very significant rise of 6 219, i.e. 78,85 %.
- 4.2** As noted in our previous survey, Europe and the Far East experienced a very significant growth in 1999, showing a total of 11 715 certificates, compared to the other regions where ISO 14000 appears to be slower in taking off.

Regional share expressed in percent	Cut-off date for each cycle				
	Cycle 5 1995-12-31	Cycle 6 1996-12-31	Cycle 7 1997-12-31	Cycle 8 1998-12-31	Cycle 9 1999-12-31
Africa/West Asia	0,39	0,67	1,65	1,75	2,39
Europe	87,94	63,58	59,24	53,94	52,21
Central and South Americas	1,17	1,01	2,21	1,83	2,19
North America	0,39	2,88	2,64	5,50	6,91
Far East countries	9,73	28,10	30,59	32,10	30,84
Australia/New-Zealand	0,39	3,76	3,68	4,88	5,46



4.3 Up to the end of 1999, 14 106 environmental certificates were held in 84 countries. During that period, ISO 14000 was implemented in 12 additional countries, Africa/West Africa implementing ISO 14000 in 6 of these additional countries. Once again, Japan shows the highest increase with 1 473 new certificates awarded. The United Kingdom follows with an increase of 571 and Sweden comes in third position with an increase of 547 certificates.



4.5 The following appear for the first time:

- | | | | |
|------------------------|---------------------|--------------|----------------|
| • Afghanistan | • Bahrain | • Cyprus | • Macau, China |
| • Monaco | • Morocco | • Namibia | • Saint Lucia |
| • Syrian Arab Republic | • Trinidad & Tobago | • Yugoslavia | • Zimbabwe |

4.6 Key certificate milestones

The following countries have passed key certificate milestones for the first time:

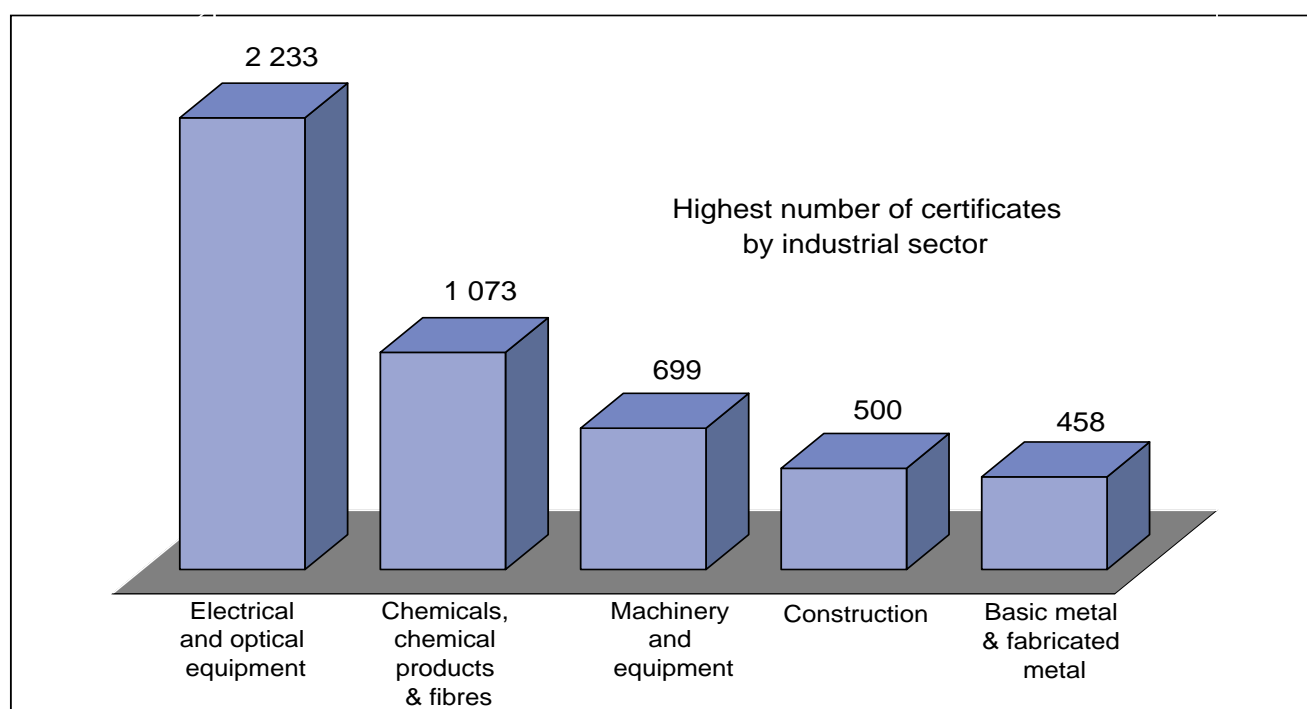
100	500	1 000	3 000
Brazil	Australia	United Kingdom	Japan
China	Spain		
Hungary	Sweden		
India	Switzerland		
Ireland	USA		
Malaysia			
Norway			

4.7 Below is a table showing the number of withdrawn ISO 14000 certificates per country and, as already mentioned for ISO 9000 certificates, the reasons for these withdrawals. A total of 83 certificates were withdrawn.

Country	Organization failed re-certification audit	Organization discontinued because:			Organization changed certification body	Organization ceased activities
		Return on investment was insufficient	No business advantage	Other reasons/reason unknown		
Belgium					1	
Canada				9	2	
France				4		
Germany			1		3	1
Korea, Republic of				2	8	
Mexico				1		
Netherlands	1	3			1	3
New Zealand			1	1		
Norway					1	
Poland				4		
Spain	5			5		
Sweden				1	1	
Switzerland				1	2	
United States of America				19	2	
TOTAL:	6	3	2	47	21	4

4.8 ISO 14000 Industrial Sectors

As in the case of ISO 9000 certificates, not all respondents were able to provide us with their data according to the EAC codes.



EAC Code Nos.	ISO 14001 BY INDUSTRIAL SECTORS	1998	1999	EAC Code Nos.	ISO 14001 BY INDUSTRIAL SECTORS	1998	1999
1	Agriculture, fishing	16	85	21	Aerospace	49	309
2	Mining and quarrying	88	122	22	Other transport equipment	312	445
3	Food products, beverages and tobacco	272	390	23	Manufacturing not elsewhere classified	70	118
4	Textiles and textile products	91	100	24	Recycling	109	333
5	Leather and leather products	22	94	25	Electricity supply	298	258
6	Wood and wood products	34	109	26	Gas supply	36	68
7	Pulp, paper and paper products	209	232	27	Water supply	47	107
8	Publishing companies	12	29	28	Construction	298	500
9	Printing companies	63	132	29	Wholesale & retail trade; repairs of motor vehicles, motorcycles & personal & household goods	129	340
10	Manufacture of coke & refined petroleum products	106	114	30	Hotels and restaurants	105	51
11	Nuclear fuel	6	10	31	Transport, storage and communication	144	345
12	Chemicals, chemical products & fibres	693	1073	32	Financial intermediation, real estate, rental	13	80
13	Pharmaceuticals	42	54	33	Information technology	22	147
14	Rubber and plastic products	193	380	34	Engineering services	106	139
15	Non-metallic mineral products	88	121	35	Other services	212	450
16	Concrete, cement, lime, plaster, etc.	105	251	36	Public administration	21	78
17	Basic metal & fabricated metal products	294	458	37	Education	15	46
18	Machinery and equipment	569	699	38	Health and social work	38	44
19	Electrical and optical equipment	2147	2233	39	Other social services	29	89
20	Shipbuilding	9	248				
TOTAL						7112	10881



Annex A: ISO 9000 Certifications Worldwide: Growth from 1995 to end of 1999

Countries Africa/West Asia	Jan. 1993	Sept. 1993	June 1994	March 1995	Dec. 1995	Dec. 1996	Dec. 1997	Dec 1998	Dec, 1999
Afghanistan					1	1	1	1	1
Algeria								2	4
Bahrain			1	5	9	20	30	31	31
Bangladesh						1	1	4	25
Botswana						1	4	4	4
Cameroon						1	5	5	5
Congo						1	2	2	2
Egypt			9	16	45	166	344	385	649
Gabon								2	3
Ghana			1	1	2	2	2	2	3
Guinea								1	2
India	8	73	328	585	1023	1665	2865	3344	5200
Iran					2	97	131	224	259
Israel	110	170	279	497	526	1709	2303	3700	4600
Ivory Coast						3	4	8	8
Jordan				2	2	8	35	169	257
Kenya				1	1	11	28	416	419
Kuwait				1	9	15	28	62	67
Lebanon						6	15	37	66
Libyan Arab Jamihiriya							1	1	1
Madagascar									1
Malawi								1	1
Maldives								1	1
Mali						4	5	5	5
Mauritius				3	4	59	72	92	92
Morocco			2	6	9	34	60	71	77
Mozambique								1	3
Namibia				5	6	11	2	14	19
Nigeria				1	1	4	3	20	20
Oman			2	5	20	26	53	70	82
Pakistan			1	3	7	22	56	145	194
Palestine								5	14
Qatar			1	1	5	7	20	20	20
Saudi Arabia	4	10	30	53	98	159	211	280	324
Senegal							1	1	4
Seychelles						1	2	2	5
Sierra Leone						1	1	1	1
South Africa	824	1007	1161	1369	1454	1882	1915	2166	3316
Sri Lanka	1	1	1	1	7	22	38	59	82
Sudan							1	1	1
Swaziland			1	2	2	3	2	6	7
Syrian Arab Rep.						6	7	13	93
Tanzania								1	2
Tunisia	1	1	2	3	13	25	51	70	163
United Arab Emirates	3	9	35	45	104	139	314	632	1045
Yemen					1	2	2	8	12
Zaire				1	1	1	1	1	1
Zambia		1	1	1	3	3	3	4	4
Zimbabwe				12	23	44	49	60	112
Africa/West Asia	951	1272	1855	2619	3378	6162	8668	12150	17307
Share in percent	3,42	2,73	2,64	2,75	2,65	3,79	3,88	4,47	5,04
No. of countries	7	8	16	24	27	37	40	48	49

Countries Americas	Jan. 1993	Sept. 1993	June 1994	March 1995	Dec. 1995	Dec. 1996	Dec. 1997	Dec. 1998	Dec. 1999
Argentina	3	9	23	37	86	302	397	807	1388
Antigua & Barbuda								1	1
Bahamas			1				1	1	2
Barbados					1	2	7	7	7
Bermuda							3	4	4
Bolivia								2	4
Brazil	19	113	384	548	923	1198	2068	3712	6257
Chile			9	11	21	29	34	61	135
Colombia		6	23	51	49	71	170	213	388
Costa Rica		1	2	2	2		7	12	33
Cuba						4	11	13	21
Dominica									1
Dominican Rep.				1	4	4	5	7	7
Ecuador					1	4	13	16	37
El Salvador			1	1	1	3	3	3	6
Grenada							1	1	1
Guatemala						1	1	3	3
Guyana						3	3	3	3
Honduras								2	3
Jamaica					2	12	10	12	12
Nicaragua								1	1
Panama						17	9	17	19
Paraguay						1	3	6	9
Peru				6	7	8	13	46	74
Puerto Rico		2	4	12	25	23	31	36	37
Saint Lucia								4	4
Trinidad/Tobago				2	9	9	10	19	25
Uruguay				6	8	17	32	49	154
Venezuela	5	9	28	56	81	5	157	163	336

Central and South Americas	27	140	475	733	1220	1713	2989	5221	8972
Share in percent	0,10	0,30	0,68	0,77	0,96	1,05	1,34	1,92	2,61
No. of countries	3	6	9	12	15	19	23	28	29

Canada	292	530	870	1290	1397	3955	5852	7585	10556
Mexico	16	24	85	145	215	412	711	978	1556
USA	893	2059	3960	5954	8762	12613	18581	24987	33054

North America*	1201	2613	4915	7389	10374	16980	25144	33550	45166
Share in percent	4,32	5,61	6,99	7,77	8,15	10,44	11,25	12,34	13,14
No. of countries	3	3	3	3	3	3	3	3	3

*Data received from World Preferred, Canada

Countries Europe	Jan. 1993	Sept. 1993	June 1994	March 1995	Dec. 1995	Dec. 1996	Dec. 1997	Dec. 1998	Dec. 1999
Andorra									1
Armenia									4
Austria	101	200	434	667	1133	1824	2627	3245	3421
Azerbaijan									1
Belarus							6	14	26
Belgium	180	464	870	1226	1716	1871	3042	3176	3495
Bosnia							2	10	34
Bulgaria				1	3	14	42	96	199
Croatia			2	8	22	38	96	121	336
Cyprus		1	5	5	7	11	42	62	184
Czech Rep.		18	47	101	180	366	746	1443	1500
Denmark	326	608	916	1183	1314	1387	1902	2200	1962
Estonia			1	1	1	4	1	26	77
Finland	185	324	496	646	772	951	1445	1450	2105
France	1049	1586	3359	4278	5536	8079	11920	14194	16028
Georgia									2
Germany	790	1534	3470	5875	10236	12979	20656	24055	30150
Greece	18	46	90	162	248	348	682	764	1050
Hungary	3	23	58	125	309	423	1341	1660	3282
Iceland	2	3	4	4	12	44	59	62	28
Ireland	100	893	1132	1410	1617	2056	2534	2854	3100
Italy	188	864	2008	3146	4814	7321	12134	18095	21069
Kazakhstan									1
Latvia						1	1	14	39
Liechtenstein			14	14	19	5	3	85	111
Lithuania					2	3	29	40	91
Luxembourg	4	10	21	40	48	46	89	106	113
Macedonia					1	3	8	21	46
Malta		1	3	7	12	28	45	49	56
Moldova							6	10	14
Monaco	1	1	2	5	5	10	20	20	20
Netherlands	716	1502	2718	4198	5284	7986	10380	10570	10620
Norway	91	172	400	679	890	1109	1273	1503	1509
Poland	1	1	16	41	130	260	669	768	1012
Portugal	48	85	181	257	389	535	819	944	1131
Romania			6	15	42	61	214	269	466
Russia		5	8	15	22	56	95	132	541
San Marino, Rep of							19	19	25
Slovakia		5	11	27	59	135	404	575	560
Slovenia	3	16	43	62	99	152	467	502	521
Spain	43	320	586	942	1492	2496	4268	6412	8699
Sweden	229	365	618	871	1095	1931	2789	3489	3786
Switzerland	410	569	945	1520	2065	3701	4653	6426	7124
Turkey	26	65	106	270	434	606	1284	1607	1672
Ukraine		1	4	7	8	14	30	56	82
United Kingdom	18577	28096	36825	44110	52595	53099	56696	58963	63700
Yugoslavia	1	1	1			8	136	148	255

Europe	23092	37779	55400	71918	92611	109961	143674	166255	190248
Share in percent	83,02	81,12	78,73	75,61	72,72	67,58	64,31	61,13	55,36
No. of countries	24	30	34	34	36	38	42	42	47

Countries Far East	Jan. 1993	Sept. 1993	June 1994	March 1995	Dec. 1995	Dec. 1996	Dec. 1997	Dec. 1998	Dec. 1999
Brunei		2	3	5	17	46	84	108	115
Cambodia								1	1
China	10	35	150	285	507	3406	5698	8245	15109
Hong Kong, China	69	161	336	551	739	1312	1637	1940	2150
Macau, China								9	18
Taipei Chinese	43	96	337	1060	1354	1889	2608	3173	3807
Fiji				1	1	4	8	8	8
Indonesia	1	8	22	55	125	340	1273	1442	1525
Japan	165	434	1060	1827	3762	7247	6487	8613	14564
Korea, Democratic People's									330
Korea, Republic of	27	87	226	390	619	892	5806	7729	11533
Malaysia	122	224	258	628	690	1123	1610	1707	1921
Mongolia							1	1	1
Myanmar						2	4	4	4
Papua New Guinea							7	7	7
Philippines		4	13	79	102	155	629	668	723
Samoa									1
Singapore	243	523	662	1003	1180	1808	2909	3000	3140
Thailand	3	9	24	95	143	182	1104	1236	1527
Vietnam					1	1	13	29	164

Far East	683	1583	3091	5979	9240	18407	29878	37920	56648
Share in percent	2,46	3,40	4,39	6,29	7,26	11,31	13,42	13,99	16,48
No. of countries	9	11	11	12	13	14	16	18	20

Australia	1668	2695	3710	5299	8834	7252	10547	14170	22833
New-Zealand	194	489	918	1180	1692	2226	2399	2581	2469

Australia/New-Zealand	1862	3184	4628	6479	10526	9478	12946	16751	25302
Share in percent	6,69	6,84	6,58	6,81	8,27	5,83	5,79	6,16	7,36
No. of countries	2	2	2	2	2	2	2	2	2

World results	Jan '93	Sept '93	June '94	March '95	Dec. '95	Dec. '96	Dec. '97	Dec. '98	Dec. '99
World total	27 816	46 571	70 364	95 117	127 349	162 701	223 299	271 847	343 643
World growth		18 755	23 793	24 753	32 232	35 352	60 698	48 548	71 796
Number of countries	48	60	75	88	96	113	126	141	150



Annex B: ISO 14000 Certifications Worldwide: Growth from 1995 to end of 1999

Countries Africa/West Asia	Dec. 1995	Dec. 1996	Dec. 1997	Dec. 1998	Dec 1999
Afghanistan					1
Bahrain					2
Egypt		1	7	13	35
India	1	2	28	40	111
Iran			2	8	12
Israel		4	6	25	25
Jordan				2	8
Lebanon				1	4
Mauritius		1	1	2	3
Morocco					1
Namibia					1
Oman			1	1	1
Pakistan		1	2	2	2
Qatar				1	1
Saudi Arabia			1	1	3
South Africa			21	30	82
Syrian Arab Republic					2
Tunisia				1	1
United Arab Emirates		1	4	9	36
Zambia				2	2
Zimbabwe					4

Africa/West Asia	1	10	73	138	337
Share in percent	0,39	0,67	1,65	1,75	2,39
No. of countries	1	6	10	15	21

Countries Americas	March 1995	Dec. 1996	Dec 1997	Dec 1998	Dec 1999
Argentina	1	5	28	37	84
Barbados		3	3	3	3
Brazil	2	6	63	88	165
Chile				1	5
Colombia		1	3	3	13
Costa Rica				1	7
Ecuador				1	1
Guatemala				1	1
Puerto Rico				1	4
Peru				4	7
Saint Lucia					1
Trinidad & Tobago					1
Uruguay			1	3	10
Venezuela				1	7

Central and South Americas	3	15	98	144	309
Share in percent	1,17	1,01	2,21	1,83	2,19
No. of countries	2	4	5	12	14

Canada		7	27	104	276
Mexico		2	11	39	63
USA	1	34	79	291	636

North America*	1	43	117	434	975
Share in percent	0,39	2,88	2,64	5,50	6,91
No. of countries	1	3	3	3	3

*Data received from World Preferred, Canada

Countries	Dec.	Dec.	Dec.	Dec.	Dec
Europe	1995	1996	1997	1998	1999
Austria	11	56	80	132	156
Belgium		8	37	73	74
Croatia			2	3	8
Cyprus					3
Czech Republic			4	42	60
Denmark	21	96	270	314	430
Estonia				1	4
Finland	10	41	151	206	470
France	3	23	52	295	462
Germany	35	166	352	651	962
Greece		1	6	10	20
Hungary		3	12	28	121
Iceland			1	1	2
Ireland	3	8	82	96	115
Italy		27	103	123	243
Liechtenstein				13	19
Lithuania				1	1
Luxembourg		1	6	6	6
Monaco					2
Netherlands	74	119	263	341	403
Norway	3	13	35	61	133
Poland			8	15	72
Portugal		1	7	15	28
Romania				1	1
Slovakia		1	6	15	24
Slovenia			5	12	19
Spain		13	92	164	573
Sweden	2	25	194	304	851
Switzerland		18	170	360	543
Turkey	3	6	44	50	66
United Kingdom	61	322	644	921	1492
Yugoslavia					2

Europe	226	948	2626	4254	7365
Share in percent	87,94	63,58	59,24	53,94	52,21
No. of countries	11	20	25	29	32

Countries Far East	March 1995	Dec. 1996	Dec. 1997	Dec. 1998	Dec. 1999
China		9	22	94	222
Hong Kong, China		7	46	56	51
Macau, China					1
Taipei Chinese	2	42	183	203	216
Indonesia		3	45	55	55
Japan	4	198	713	1542	3015
Korea, Republic of	19	57	174	263	309
Malaysia		7	36	86	117
Philippines		1	11	27	39
Singapore		37	65	78	87
Thailand		58	61	126	229
Vietnam				2	9

Far East	25	419	1356	2532	4350
Share in percent	9,73	28,10	30,59	32,10	30,84
No. of countries	3	10	10	11	12

Australia	1	53	137	352	708
New-Zealand		3	26	33	62

Australia/New-Zealand	1	56	163	385	770
Share in percent	0,39	3,76	3,68	4,88	5,46
No. of countries	1	2	2	2	2

World results	Dec '95	Dec '96	Dec '97	Dec '98	Dec '99
World total	257	1491	4433	7887	14106
World growth		1234	2942	3454	6219
Number of countries	19	45	55	72	84



Annex C: Table of worldwide equivalence of ISO 9000 and ISO 14000 families of standards

When countries adopt the ISO 9000 family as national standards, they usually give the standards a national designation. This table was compiled by the ISO Central Secretariat from data provided by ISO national member countries. It shows the state of worldwide ISO 9000 and ISO 14000 adoption in ISO member countries in 1999.

ISO Central Secretariat, 1 rue de Varembe, CH – 1211 Genève 20
 Telephone + 41 22 749 01 11 ISO Online www.iso.ch
 Telefax + 41 22 733 34 30 Email copyright@iso.ch

Member country	ISO 9000-1:1994	ISO 9001:1994	ISO 9002:1994	ISO 9003:1994	ISO 9004-1:1994	ISO 14001:1996	ISO 14004:1996
ALBANIA		STASH ISO 9001	STASH ISO 9002	STASH ISO 9003			
ALGERIA	NA.ISO 9000-1	NA.ISO 9001	NA.ISO 9002	NA.ISO 9003	NA.ISO 9004-1		
ARGENTINA	IRAM-IACC-ISO E 9000-1-1:1994	IRAM-IACC-ISO E 9001:1994	IRAM-IACC-ISO E 9002:1994	IRAM-IACC-ISO E 9003:1994	IRAM-IACC-ISO E 9004-1:1994	IRAM-ISO 14001:1996	IRAM-ISO 14004:1996
ARMENIA		AMST ISO 9001-98	AMST ISO 9002-98	AMST ISO 9003-98			
AUSTRALIA	AS/NZS ISO 9000-1:1994	AS/NZS ISO 9001:1994	AS/NZS ISO 9002:1994	AS/NZS ISO 9003:1994	AS/NZS ISO 9004-1:1994	AS/NZS ISO 14001:1996	AS/NZS ISO 14004:1996
AUSTRIA	ÖNORM EN ISO 9000-1:1994	ÖNORM EN ISO 9001:1994	ÖNORM EN ISO 9002:1994	ÖNORM EN ISO 9003:1994	ÖNORM EN ISO 9004-1:1994	ÖNORM EN ISO 14001:1996	ÖNORM ISO 14004:1997
BAHRAIN	BNS ISO 9000-1:1994	BNS ISO 9001:1994	BNS ISO 9002:1994	BNS ISO 9003:1994	BNS ISO 9004-1:1994		
BANGLADESH	BDS ISO 9000-1:1997	BDS ISO 9001:1998	BDS ISO 9002:1998	BDS ISO 9003:1998		BDS ISO 14001:1996	BDS ISO 14004:1996
BARBADOS	BNS 180:Part 1:1995	BNS 181:1995	BNS 182:1995	BNS 183:1995	BNS 184:Part 1:1995	BNS 190:1998	BNS ISO:14004:1996
BELARUS		STB ISO 9001-	STB ISO 9002-	STB ISO 9003-	STB ISO 9004-1-98		
BELGIUM	NBN EN ISO 9000-1	NBN EN ISO 9001	NBN EN ISO 9002	NBN EN ISO 9003	NBN EN ISO 9004-1	NBN EN ISO 14001	
BOLIVIA	NB-ISO 9000-1:1995	NB-ISO 9001:1995	NB-ISO 9002:1995	NB-ISO 9003:1995	NB-ISO 9004-1:1995	NB-ISO 14001:1999	NB-ISO 14004:1999
BOSNIA & HERZEGOVINA	BAS ISO 9000-1:1998	BAS ISO 9001:1998	BAS ISO 9002:1998	BAS ISO 9003:1998	BAS ISO 9004-1:1999		
BOTSWANA		BOS ISO 9001	BOS ISO 9002		BOS ISO 9004-1		
BRAZIL	NBR ISO 9000-1:1994	NBR ISO 9001:1994	NBR ISO 9002:1994	NBR ISO 9003:1994	NBR ISO 9004:1994	NBR ISO 14001:1996	NBR ISO 14004:1996
BRUNEI DARUSSALAM	PBD ISO 9000-1:1994	PBD ISO 9001:1994	PBD ISO 9002:1994	PBD ISO 9003:1994	PBD ISO 9004-1:1994		
BULGARIA	BDS EN ISO 9000-1/97	BDS EN ISO 9001/96	BDS EN ISO 9002/96	BDS EN ISO 9003/96		BDS EN ISO 14001/98	
CANADA	CAN/CSA-ISO 9000-1-1994	CAN/CSA-ISO 9001-94	CAN/CSA-ISO 9002-94	CAN/CSA-ISO 9003-94	CAN/CSA-ISO 9004-1-94	CAN/CSA-ISO 14001-96	CAN/CSA-ISO 14004-96
CHILE	NCh-ISO 9000-1:1995	NCh-ISO 9001:1995	NCh-ISO 9002:1995	NCh-ISO 9003:1995	NCh-ISO 9004-1:1995	NCh-ISO 14001:1997	NCh-ISO 14004:1997
CHINA	GB/T 19000-1-1994	GB/T 19001-1994	GB/T 19002-1994	GB/T 19003-1994	GB/T 19004-1994	GB/T 24001-1996	GB/T 24004-1996
COLOMBIA	NTC - ISO 9000-1/94	NTC - ISO 9001/94	NTC - ISO 9002/94	NTC - ISO 9003/94	NTC - ISO 9004-1/94	NTC - ISO 14001/96	NTC - ISO 14004/96
COSTA RICA	INTE-ISO 9000-1:94	INTE-ISO 9001:94	INTE-ISO 9002:94	INTE-ISO 9003:94	INTE-ISO 9004:94	INTE-ISO 14001:98	INTE-ISO 14004:98
CROATIA	HRN EN ISO 9000-1:1996	HRN EN ISO 9001:1996	HRN EN ISO 9002:1996	HRN EN ISO 9003:1996	HRN EN ISO 9004-1:1998	HRN EN ISO 14001:1998	
CUBA	NC-COPANT-ISO 9000-1:95	NC-COPANT-ISO 9001:95	NC-COPANT-ISO 9002:95	NC-COPANT-ISO 9003:95	NC-COPANT-ISO 9004-1:97	NC-ISO 14001:98	NC-ISO 14004:98
CYPRUS	CYS ISO 9000-1:1994	CYS ISO 9001:1994	CYS ISO 9002:1994	CYS ISO 9003:1994	CYS ISO 9004:1994	CYS ISO 14001:1996	CYS ISO 14004:1996
CZECH REPUBLIC	CSN EN ISO 9000-1:1995	CSN EN ISO 9001:1995	CSN EN ISO 9002:1995	CSN EN ISO 9003:1995	CSN EN ISO 9004-1:1995	CSN EN ISO 14001:1997	CSN ISO 14004:1997
DENMARK	DS/EN ISO 9000-1:1994	DS/EN ISO 9001:1994	DS/EN ISO 9002:1994	DS/EN ISO 9003:1994	DS/EN ISO 9004-1:1994	DS/EN ISO 14001:1996	DS/ISO 14004:1997
ECUADOR	INEN ISO 9000-1:1995	INEN ISO 9001:1995	INEN ISO 9002:1995	INEN ISO 9003:1995	INEN ISO 9004-1:1995	INEN ISO 14001:1998	INEN ISO 14004:1998
EGYPT	ES 3414/1999					ES 3178/1997	ES 3177/1997
ESTONIA	EVS-EN ISO 9000-1:1996	EVS-EN ISO 9001:1996	EVS-EN ISO 9002:1996	EVS-EN ISO 9003:1996	EVS-EN ISO 9004-1:1996	EVS-EN ISO 14001:1998	EVS-ISO 14004:1998
FINLAND	SFS-EN ISO 9000-1	SFS-EN ISO 9001	SFS-EN ISO 9002	SFS-EN ISO 9003	SFS-EN ISO 9004-1	SFS-EN ISO 14001	SFS-ISO 14004
FRANCE	NF EN ISO 9000-1:1994	NF EN ISO 9001:1994	NF EN ISO 9002:1994	NF EN ISO 9003:1994	NF EN ISO 9004-1:1994	NF EN ISO 14001:1996	NF ISO 14004:1996
GERMANY	DIN EN ISO 9000-1:1994-08	DIN EN ISO 9001:1994-08	DIN EN ISO 9002:1994-08	DIN EN ISO 9003:1994-08	DIN EN ISO 9004-1:1994-08	DIN EN ISO 14001	DIN ISO 14004
GHANA	GS/ISO 9000-1:1994	GS/ISO 9001:1994	GS/ISO 9002:1994	GS/ISO 9003:1994	GS/ISO 9004-1:1994	GS/ISO 14001:1996	GS/ISO 14004:1996
GREECE	ELOT EN ISO 9000-1:1996	ELOT EN ISO 9001:1996	ELOT EN ISO 9002:1996	ELOT EN ISO 9003:1996	ELOT EN ISO 9004-1:1996	ELOT EN ISO 14001:1996	ELOT ISO 14004:1999
HUNGARY	MSZ EN ISO 9000-1:1998	MSZ EN ISO 9001:1996	MSZ EN ISO 9002:1996	MSZ EN ISO 9003:1996	MSZ EN ISO 9004-1:1998	MSZ EN ISO 14001:1997	MSZ EN ISO 14004:1997
ICELAND	IST EN ISO 9000-1:1994	IST EN ISO 9001:1994	IST EN ISO 9002:1994	IST EN ISO 9003:1994	IST EN ISO 9004-1:1994	IST EN ISO 14001:1996	IST ISO 14004:1996
INDIA	IS/ISO 9000-1:1994	IS/ISO 9001:1994	IS/ISO 9002:1994	IS/ISO 9003:1994	IS/ISO 9004-1:1994	IS/ISO 14001:1996	IS/ISO 14004:1996
INDONESIA	SNI 19-9000.1-1998	SNI 19-9001-1996	SNI 19-9002-1996	SNI 19-9003-1996	SNI 19-9004.1-1998	SNI 19-14001-1997	SNI 19-14004-1997
IRAN, ISLAMIC REP. OF		ISIRI-ISO 9001	ISIRI-ISO 9002	ISIRI-ISO 9003		ISIRI-ISO 14001	
IRELAND	I.S. EN ISO 9000-1:1994	I.S. EN ISO 9001:1994	I.S. EN ISO 9002:1994	I.S. EN ISO 9003:1994	I.S. EN ISO 9004-1:1994	I.S. EN ISO 14001:1996	I.S. ISO 14004:1996
ISRAEL	SI 9000-1:1999-04	SI 9001:1995	SI 9002:1995	SI 9003:1995		SI 14001:1997-02	SI 14004:1997-02
ITALY	UNI EN ISO 9000-1	UNI EN ISO 9001	UNI EN ISO 9002	UNI EN ISO 9003	UNI EN ISO 9004-1	UNI EN ISO 14001	UNI EN ISO 14004
JAMAICA	JS ISO 9000-1:1994	JS ISO 9001:1994	JS ISO 9002:1994	JS ISO 9003:1994	JS ISO 9004-1:1994	JS ISO 14001:1996	JS ISO 14004:1996
JAPAN	JISZ 9900:1994	JISZ 9901:1998	JISZ 9902:1998	JISZ 9903:1998	JISZ 9904:1994	JIS Q 14001:1996	JIS Q 14004:1996
JORDAN	JS 900-1:1996	JS 901:1995	JS 902:1995	JS 903:1995	JS 904-1:1995	JS 1401:1998	JS 1404:1998

Member country	ISO 9000-1:1994	ISO 9001:1994	ISO 9002:1994	ISO 9003:1994	ISO 9004-1:1994	ISO 14001:1996	ISO 14004:1996
KAZAKHSTAN	ISO 9000-1:1994	ISO 9001:1994	ISO 9002:1994	ISO 9003:1994	ISO 9004-1:1994		
KOREA, REPUBLIC OF	KS A 9000-1:1998	KS A 9001:1998	KS A 9002:1998	KS A 9003:1998	KS A 9004-1:1998	KS A 14001:1996	KS A 14004:1997
KUWAIT	KSS GS 9000-1:1994	KSS GS 9001:1994	KSS GS ISO 9002:1994	KSS GS ISO 9003:1994	KSS GS ISO 9004-1:1994		
KYRGYZ STAN	KMC ISO 9000-1:99	KMC ISO 9001:99	KMC ISO 9002:99	KMC ISO 9003:99	KMC ISO 9004-1:99	KMC ISO 14001:98	KMC ISO 14004:98
LATVIA	LVS EN ISO 9000-1:1994	LVS EN ISO 9001:1994	LVS EN ISO 9002:1994	LVS EN ISO 9003:1994	LVS EN ISO 9004-1:1994	LVS EN ISO 14001:1996	
LIBYAN ARAB JAMAHIRIYA*	9000:1997	9001:1997	9002:1997	9003:1997			
LITHUANIA	LST EN ISO 9000-1:1998	LST EN ISO 9001:1995	LST EN ISO 9002:1995	LST EN ISO 9003:1995	LST EN ISO 9004-1:1997	LST EN ISO 14001:1999	LST ISO 14004:1999
LUXEMBOURG	EN ISO 9000-1:1994	EN ISO 9001:1994	EN ISO 9002:1994	EN ISO 9003:1994	EN ISO 9004-1:1994	EN ISO 14001:1996	
MALAWI	MBS ISO 9000-1:1994	MBS ISO 9001:1994	MBS ISO 9002:1994	MBS ISO 9003:1994	MBS ISO 9004-1:1994	MBS ISO 14001:1996	MBS ISO 14004:1996
MALAYSIA	MS ISO 9000-1:1996	MS ISO 9001:1994	MS ISO 9002:1994	MS ISO 9003:1994	MS ISO 9004-1:1996	MS ISO 14001:1997	MS ISO 14004:1997
MALTA	MSA EN ISO 9000-1:1998	MSA EN ISO 9001:1998	MSA EN ISO 9002:1998	MSA ISO 9003:1998	MSA ISO 9004-1:1998	MSA ISO 14001:1998	MSA ISO 14004:1998
MAURITIUS	MS ISO 9000-1:1994	MS ISO 9001:1994	MS ISO 9002:1994	MS ISO 9003:1994	MS ISO 9004-1:1994	MS ISO 14001:1996	MS ISO 14004:1996
MEXICO	NMX-CC-002-1995	NMX-CC-003-1995	NMX-CC-004-1995	NMX-CC-005-1995	NMX-CC-006-1995	NMX-SAA-001-1998	
MOLDOVA, REP. OF						SR EN ISO 14001:1997	
MONGOLIA	MNS-ISO-9000-1:1997	MNS-ISO-9001:1997	MNS-ISO-9002:1997	MNS-ISO-9003:1997	MNS-ISO-9004-1:1997	MNS-ISO-14001:1998	MNS-ISO-14004:1998
MOROCCO	NM ISO 9000-1	NM ISO 9001	NM ISO 9002	NM ISO 9003	NM ISO 9004-1	NM ISO 14001	NM ISO 14004
NEPAL	NS 300 - 2050	NS 301 - 2050	NS 302 - 2050	NS 303 - 2050	NS 304 - 2050		
NETHERLANDS	NEN-EN-ISO 9000-1:1994	NEN-EN-ISO 9001:1994	NEN-EN ISO 9002:1994	NEN-EN-ISO 9003:1994	NEN-EN-ISO 9004-1:1994	NEN-EN-ISO 14001:1996	NPR-ISO 14004:1996
NEW ZEALAND	AS/NZS ISO 9000-1:1994	AS/NZS ISO 9001:1994	AS/NZS ISO 9002:1994	AS/NZS ISO 9003:1994	AS/NZS ISO 9004-1:1994	AS/NZS ISO 14001:1996	AS/NZS ISO 14004:1996
NIGERIA	NIS ISO 9000-1:1994	NIS ISO 9001:1994	NIS ISO 9002:1994	NIS ISO 9003:1994	NIS ISO 9004-1:1994	NIS ISO 14001:1996	NIS ISO 14004:1996
NORWAY	NS EN ISO 9000-1	NS EN ISO 9001	NS EN ISO 9002	NS EN ISO 9003	NS EN ISO 9004-1	NS EN ISO 14001	NS-ISO 14004
SULTANATE OF OMAN	OS 762/1994	OS 763/1994	OS 764/1994	OS 765/1994	OS 766/1994		
PAKISTAN	PS:ISO 9000-1:1999	PS:ISO 9001:1999	PS:ISO 9002:1999	PS:ISO 9003:1999	PS:ISO 9004-1:1999	PS:ISO 14001:1999	PS:ISO 14004:1999
PANAMA		COPANIT-ISO 9001/1996	COPANIT-ISO 9002/1996	COPANIT-ISO 9003/1996			
PAPUA NEW GUINEA	PNGS/ISO 9000-1:1994	PNGS/ISO 9001:1994	PNGS/ISO 9002:1994	PNGS/ISO 9003:1994	PNGS/ISO 9004-1:1994		
PERU		NTP-ISO 9001:1995	NTP-ISO 9002:1995	NTP-ISO 9003:1995	NTP-ISO 9004-1:1995	NTP-ISO 14001:1998	NTP-ISO 14004:1998
PHILIPPINES	PNS 1000-1:1994	PNS 1001:1994	PNS 1002:1994	PNS 1003:1994	PNS 1004-1:1994	PNS 1701:1996	PNS 1704:1996
POLAND	PN-ISO 9000-1:1997	PN-ISO 9001:1996	PN-ISO 9002:1996	PN-ISO 9003:1996	PN-ISO 9004-1:1996	PN-EN ISO 14001:1998	PN-ISO 14004:1998
PORTUGAL	NP EN ISO 9000-1:1995	NP EN ISO 9001:1995	NP EN ISO 9002:1995	NP EN ISO 9003:1995	NP EN ISO 9004-1:1995	NP EN ISO 14001:1999	
QATAR	QS 168 - ISO 9000:1995	QS 169 - ISO 9001:1995	QS 170 - ISO 9002:1995	QS 171 - ISO 9003:1995	QS 172 - ISO 9004:1995		
ROMANIA	SR EN ISO 9000-1:1996	SR EN ISO 9001:1995	SR EN ISO 9002:1995	SR EN ISO 9003:1995	SR EN ISO 9004-1:1998	SR EN ISO 14001:1997	SR ISO 14004:1998
RUSSIAN FEDERATION		GOST R ISO 9001-96	GOST R ISO 9002-96	GOST R ISO 9003-96		GOST R ISO 14001-98	GOST R ISO 14004-98
SAUDI ARABIA	SSA GS ISO 9000-1:1994	SSA GS ISO 9001:1994	SSA GS ISO 9002:1994	SSA GS ISO 9003:1994	SSA GS ISO 9004-1:1994	SSA GS ISO 14001:1996	SSA GS ISO 14004:1996
SEYCHELLES		SS TSO 9001:1994	SS TSO 9002:1994	SS TSO 9003:1994			
SINGAPORE	SS ISO 9000-1:1994	SS ISO 9001:1994	SS ISO 9002:1994	SS ISO 9003:1994	SS ISO 9004-1:1994	SS ISO 14001:1996	SS ISO 14004:1996
SLOVAKIA	STN EN ISO 9000-1:1997	STN EN ISO 9001:1996	STN EN ISO 9002:1997	STN EN ISO 9003:1997	STN EN ISO 9004-1:1997	STN EN ISO 14001:1998	STN ISO 14004:1999
SLOVENIA	SIST EN ISO 9000-1:1997	SIST ISO 9001:1995	SIST ISO 9002:1995	SIST ISO 9003:1995	SIST EN ISO 9004-1:1997	SIST EN ISO 14001:1997	SIST ISO 14004:1999
SOUTH AFRICA	SABS ISO 9000-1:1994	SABS ISO 9001:1994	SABS ISO 9002:1994	SABS ISO 9003:1994	SABS ISO 9004-1:1994	SABS ISO 14001:1996	SABS ISO 14004:1996
SPAIN	UNE-EN ISO 9000-1:1994	UNE-EN ISO 9001:1994	UNE-EN ISO 9002:1994	UNE-EN ISO 9003:1994	UNE-EN ISO 9004-1:1995	UNE-EN ISO 14001:1996	UNE 150005:1997
SRI LANKA	SLS ISO 9000-1:1994 Part 1	SLS ISO 9001:1995	SLS ISO 9002:1995	SLS ISO 9003:1995	SLS ISO 9004-1:1994 Part 1	SLS ISO 14001:1997	SLS ISO 14004:1997
SWEDEN	SS-EN ISO 9000-1:1994	SS-EN ISO 9001:1994	SS-EN ISO 9002:1994	SS-EN ISO 9003:1994	SS-EN ISO 9004-1:1994	SS-EN ISO 14001:1996	SS-ISO 14004:1996
SWITZERLAND	SN EN ISO 9000-1:1994	SN EN ISO 9001:1994	SN EN ISO 9002:1994	SN EN ISO 9003:1994	SN EN ISO 9004-1:1994	SN EN ISO 14001:1997	
SYRIAN ARAB REPUBLIC	S.N.S. 1606/1995	S.N.S. 1607/1995	S.N.S. 1608/1995	S.N.S. 1609/1995	S.N.S. 1610/1995		
THAILAND		TIS 9001:1996	TIS 9002/1996	TIS 9003:1996		TIS 14001:1996	TIS 14004:1996
TRINIDAD AND TOBAGO	TTS/ISO 9000-1:1995	TTS/ISO 9001:1995	TTS/ISO 9002:1995	TTS/ISO 9003/1995	TTS/ISO 9004-1:1995	TTS/ISO 14001:1997	TTS/ISO 14004:1997
TUNISIA	NT 110 . 10 (1994)	NT 110 . 20 (1994)	NT 110 . 30 (1994)	NT 110 . 40 (1994)	NT 110 . 50 (1994)	NT 106 . 08 (1997)	NT 106 . 09 (1997)
TURKEY	TS-EN-ISO 9000-1:1997/04	TS-EN-ISO 9001:1994/12	TS-EN-ISO 9002:1994/12	TS-EN-ISO 9003:1994/12	TS-EN-ISO 9004-1:1996/03	TS-EN-ISO 14001:1997/04	TS-ISO 14004:1997/03
UKRAINE	DCTY ISO 9000-1-95	DCTY ISO 9001-95	DCTY ISO 9002-95	DCTY 9003-95	DCTY ISO 9004-1-95	DCTY ISO 14001-97	DCTY ISO 14004-97
UNITED ARAB EMIRATES	S.S.UAE - ISO 9000-1:1994	S.S.UAE - ISO 9001:1994	S.S.UAE - ISO 9002:1994	S.S.UAE - ISO 9003:1994	S.S.UAE - ISO 9004-1:1994		
UNITED KINGDOM	BS EN ISO 9000-1:1994	BS EN ISO 9001:1994	BS EN ISO 9002:1994	BS EN ISO 9003:1994	BS EN ISO 9004-1:1994	BS EN ISO 14001:1996	BS ISO 14004
UNITED STATES	ANSI/ISO/ASQC 9000-1	ANSI/ISO/ASQC 9001	ANSI/ISO/ASQC 9002	ANSI/ISO/ASQC 9003	ANSI/ISO/ASQC 9004-1	ANSI/ISO 14001	ANSI/ISO 14004
URUGUAY	UNIT-NM-ISO 9000-1:1997	UNIT-NM-ISO 9001:1997	UNIT-NM-ISO 9002:1997	UNIT-NM-ISO 9003:1997	UNIT-NM-ISO 9004-1:1997	PU UNIT-NM-ISO 14001:1997	PU UNIT-NM-ISO 14004:1997
VENEZUELA	COVENIN-ISO 9000-1:1995	COVENIN-ISO 9001:1995	COVENIN-ISO 9002:1995	COVENIN-ISO 9003:1995	COVENIN-ISO 9004-1:1995	COVENIN-ISO 14001:1996	COVENIN-ISO 14004:1996
VIETNAM	TCVN/ISO 9000-1:1996	TCVN/ISO 9001:1996	TCVN/ISO 9002:1996	TCVN/ISO 9003:1996	TCVN/ISO 9004-1:1996	TCVN/ISO 14001:1998	TCVN/ISO 14004:1997
YUGOSLAVIA	JUS ISO 9000-1:1996	JUS ISO 9001:1996	JUS ISO 9002:1996	JUS ISO 9003:1996	JUS ISO 9004-1:1997	JUS ISO 14001:1997	JUS ISO 14004:1997
ZIMBABWE	SAZS ISO 9000-1:1994	SAZS ISO 9001:1994	SAZS ISO 9002:1994	SAZS ISO 9003:1994	SAZS ISO 9004-1:1994	SAZS ISO 14001:1996	SAZS ISO 14004:1996

* Adoption of the 1987 editions

Acknowledgements for the ninth cycle

The ISO Survey of ISO 9000 and ISO 14000 certificates is a widely distributed publication and is recognized as giving the best source of information regarding the implementation of the ISO 9000 and ISO 14000 family of standards. This success must first and foremost be credited to the many dedicated contributors, who have generously offered their time and competence and made this survey what it is today. We therefore wish to express our gratitude to all those who participated by providing us with information on their own activities or activities in their region. Without their cooperation, this publication would not have been possible.

The ISO Survey of ISO 9000 and ISO 14000 Certificates is published annually in English by the International Organization for Standardization (ISO).

Enquiries on the *ISO Survey of ISO 9000 and ISO 14000 Certificates awarded worldwide* should be addressed to:

Mr. Jacques-Olivier Chabot
Telephone +41 22 749 02 57
Telefax +41 22 749 09 47
E-mail chabot@iso.ch

Ms. Sue Jenner
Telephone +41 22 749 02 58
Telefax +41 22 749 09 47
E-mail jenner@iso.ch

A companion publication: The Directory of ISO 9000 and 14000 accreditation and certification bodies - fourth edition

This Directory was published by the ISO Central Secretariat last year, after a lapse of a few years. The main sources of information for ISO 9000 and ISO 14000 certifications are the accreditation and certification bodies. Because ISO 9000 and ISO 14000 certificates are not awarded by ISO itself, the need was felt for ISO to play a role in the dissemination of information regarding these bodies. This directory will contribute to meeting that need, giving information on the national programmes in operation in countries worldwide.

The fifth edition will be published in the last quarter of 2000.

Like other ISO publications, the Directory is available from any ISO member body and from the ISO Central Secretariat, Case postal 56, 1211 Geneva 20, Switzerland. Tel: 749 03 36, Fax: 749 09 47 and E-mail: sales@iso.ch. Price: CHF 95,50 (plus postage).

For more information on ISO 9000 and ISO 14000

Contact

*your national standards institute or
the ISO Central Secretariat.*

Read

*ISO 9000 + ISO 14000 News (six issues
a year), which provides comprehensive
coverage of international developments
relating to ISO's two families of manage-
ment system standards – ISO 9000 (quality)
and ISO 14000 (environment) – including
news of their implementation by diverse
organizations around the world.*

*ISO Bulletin (monthly), which provides an
overview of ISO's activities in international
standardization in fields that range from
traditional activities, such as agriculture
and construction, through mechanical
engineering to the newest technology
developments, such as the digital coding
of audio-visual signals for multimedia
applications.*

*Both publications are available
through ISO's national members and
the Central Secretariat.*

Connect

*with ISO Online, the electronic information
service on Internet, accessible via the World
Wide Web by connecting with the following
Uniform Resource Locator (URL):*

www.iso.ch

Related sites

ISO/TC 176:

www.bsi.org.uk/iso-tc176-sc2/

ISO/TC 207:

www.tc207.org/home/index.html